



lumini Solucoes em Iluminacao LTDA
www.lumini.com.br
Email:laboratorio@lumini.com.br
Tel:+55 11 3437-5555 Fax:+55 11 3437-5555
Address:Rua Ferreira Viana, 716 - Socorro - São Paulo/SP

lumini

LumCAT:

Luminaire: focal p fc

LampCAT: modulo 8.5W 30K irc90

Ballast type: LED driver 180mA

Report No:

Voltage(V): 127.0800

Test No:

Current(A): 0.0610

Number of Lamps: 1

Power (W): 7.8600

Lamp flux(lm): 750.0

PF: 0.9860

Length(mm): 94

Width(mm): 94

Phm Type: C

Height(mm): 0

Photometric Results

Lumens(lm): 519.36, Efficiency(%): 69.25% , Luminous Efficacy(lm/W): 66.08

Central intensity(cd): 4931.872, Maximum intensity(cd): 4931.872

Angle of maximum intensity: C=0.0 γ =0.0

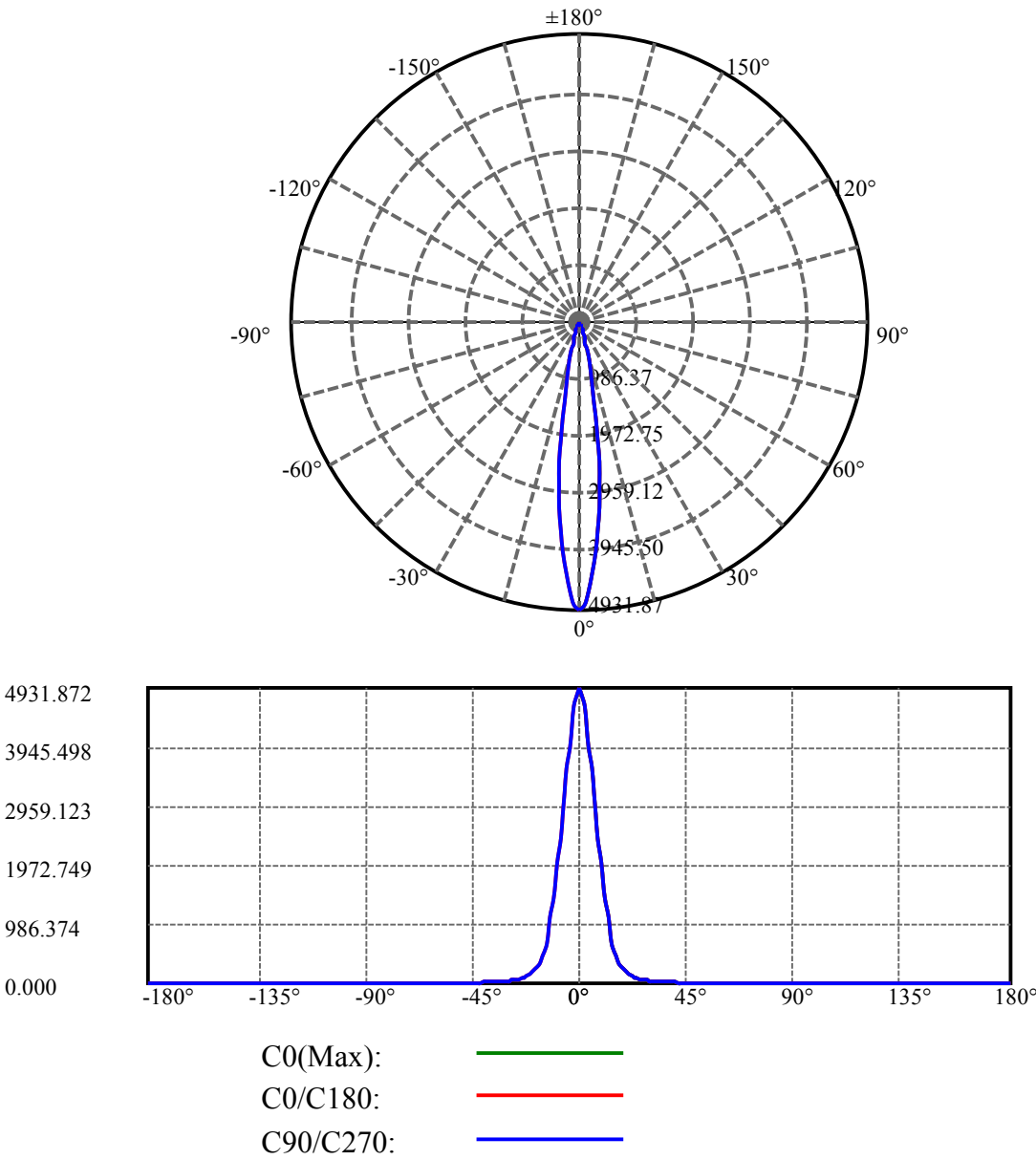
Beam angle of C0 plane : 15.79

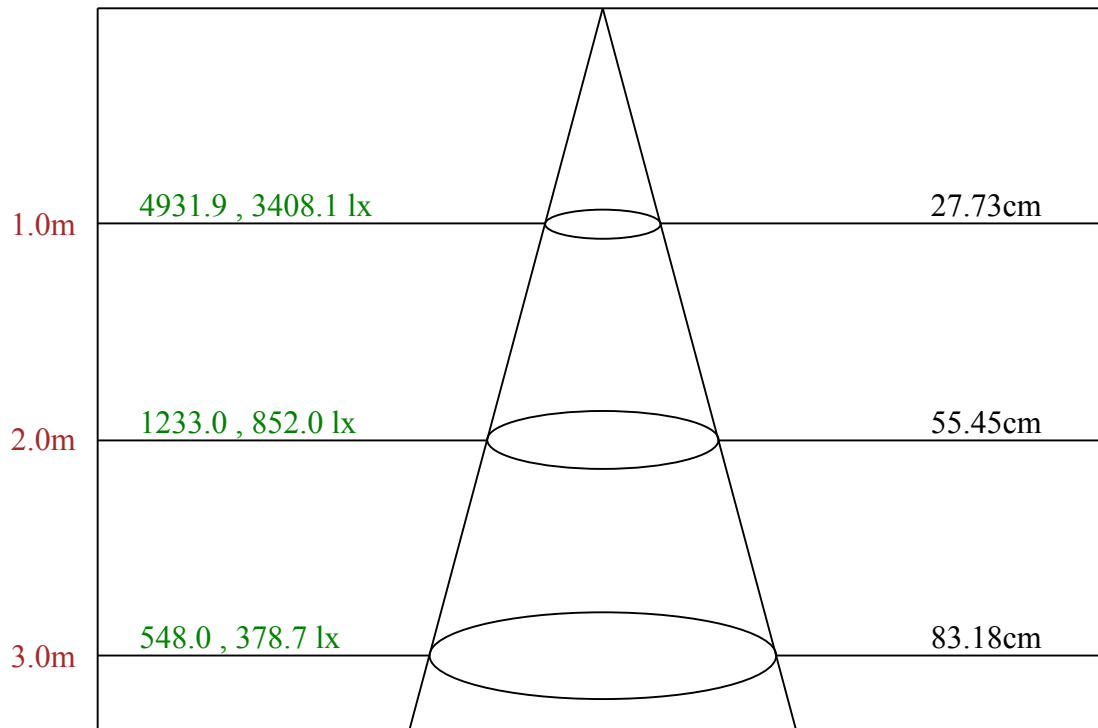
Aveage BeamAngle(IEC 61341):15.79

Equipment: equipamento lumini
Temperature(°C): 24.8

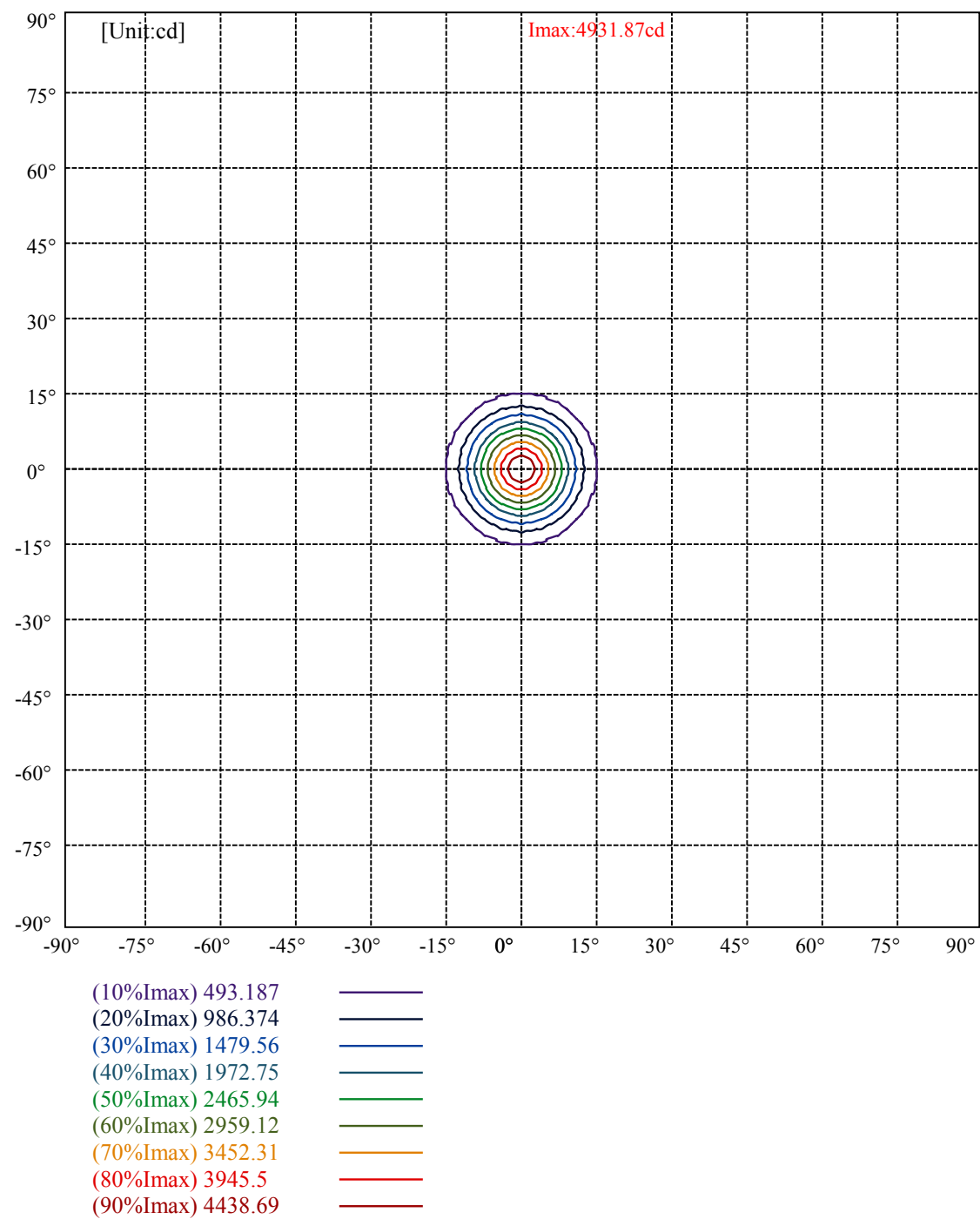
Date: 21/11/2024
Humidity(%): 76.0%

Operator: 01
Distance(m): 6.90





Max , Ave Beam angle of C0 plane 15.79



lumini

Luminance Limiting Curve(no luminous side)

Appendix Page: 5 Total:6

Luminance Table

γ	45	50	55	60	65	70	75	80	85
C0	1684	710	496	498	508	616	802	1179	2334
C45	1684	710	496	498	508	616	802	1179	2334
C90	1684	710	496	498	508	616	802	1179	2334

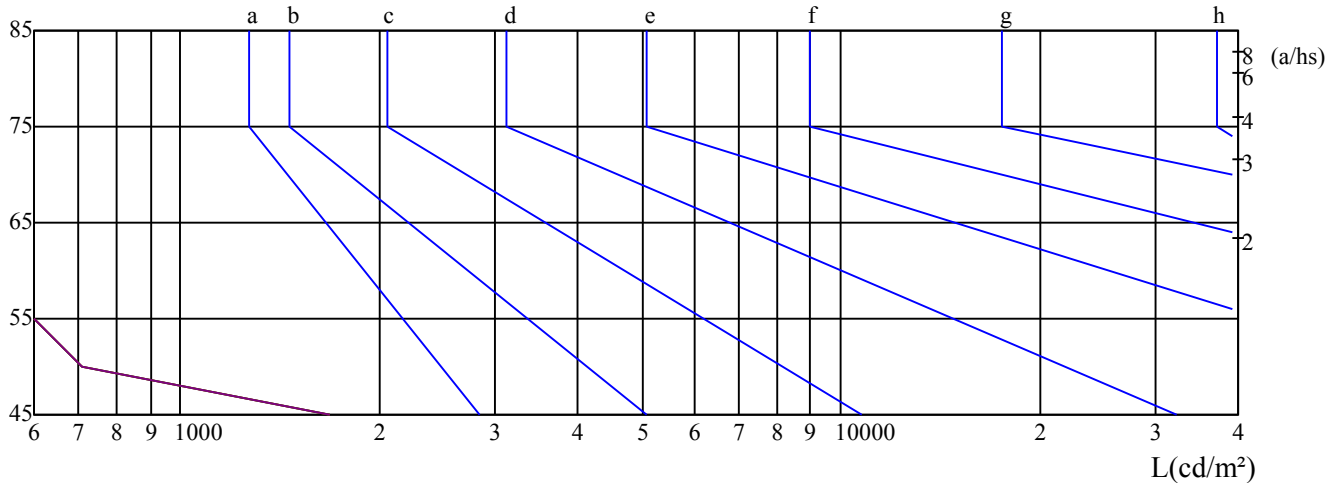
L(Hor)(65)	L(Ver)(65)	L45(65)	L(Hor)(75)	L(Ver)(75)	L45(75)	L(Hor)(85)	L(Ver)(85)	L45(85)
508	508	508	802	802	802	2334	2334	2334

Glare Table

Glare	Quality	Service Values Illuminance(lx)							
1.15	A	2000	1000	500	≤ 300				
1.5	B		2000	1000	500	≤ 300			
1.85	C			2000	1000	500	≤ 300		
2.2	D				2000	1000	500	≤ 300	
2.55	E					2000	1000	500	≤ 300
		a	b	c	d	e	f	g	h

Luminance Limiting Curve

$\gamma(^{\circ})$



C0 ———

C45 ———

C90 ———

Equipment: equipamento lumini
Temperature($^{\circ}\text{C}$): 24.8

Date: 21/11/2024
Humidity(%): 76.0%

Operator: 01
Distance(m): 6.90

Illumination assessment according UGR											
Rf of Ceiling		70	70	50	50	30	70	70	50	50	30
Rf of Wall		50	30	50	30	30	50	30	50	30	30
Rf of Floor		20	20	20	20	20	20	20	20	20	20
Room dimensions		Viewed crosswise					Viewed endwise				
X	Y										
2H	2H	3.72	4.62	4.13	4.98	5.36	3.35	4.26	3.76	4.62	4.99
	3H	4.25	5.05	4.68	5.43	5.84	3.91	4.71	4.34	5.10	5.51
	4H	4.83	5.57	5.28	5.98	6.40	4.53	5.27	4.97	5.67	6.10
	6H	5.82	6.50	6.28	6.92	7.38	5.55	6.23	6.02	6.66	7.11
	8H	6.48	7.13	6.95	7.57	8.03	6.22	6.87	6.69	7.30	7.76
	12H	7.36	7.98	7.83	8.42	8.89	7.10	7.71	7.57	8.15	8.63
4H	2H	3.65	4.39	4.09	4.79	5.22	3.31	4.05	3.75	4.45	4.88
	3H	4.45	5.07	4.92	5.51	5.99	4.15	4.78	4.62	5.22	5.70
	4H	5.35	5.89	5.83	6.36	6.87	5.10	5.64	5.58	6.11	6.61
	6H	6.65	7.13	7.17	7.62	8.13	6.43	6.91	6.95	7.41	7.92
	8H	7.54	7.98	8.06	8.48	9.01	7.32	7.76	7.84	8.26	8.79
	12H	8.66	9.07	9.19	9.56	10.14	8.43	8.83	8.96	9.33	9.90
8H	4H	5.69	6.13	6.21	6.63	7.16	5.47	5.91	6.00	6.42	6.94
	6H	7.31	7.68	7.86	8.20	8.76	7.14	7.50	7.68	8.02	8.58
	8H	8.46	8.76	9.04	9.32	9.88	8.28	8.58	8.86	9.14	9.70
	12H	9.86	10.09	10.44	10.65	11.22	9.66	9.89	10.24	10.45	11.02
12H	4H	5.80	6.21	6.33	6.70	7.28	5.60	6.01	6.13	6.50	7.08
	6H	7.59	7.89	8.16	8.45	9.00	7.43	7.73	8.00	8.29	8.84
	8H	8.82	9.05	9.40	9.61	10.18	8.66	8.89	9.24	9.45	10.02
Variation with the observer position at spacings:											
S = 1.0H		1.7/-2.1					1.7/-2.1				
S = 1.5H		2.2/-1.8					2.2/-1.8				
S = 2.0H		2.6/-1.5					2.6/-1.5				
Standard tables:		BKBF					BKBF				
Uncorrected UGR		-7.9					-7.9				

依据CIE Publ. 117 计算 UGR, S/H = 0.25